

Arkansas Department
ACE
of Career Education

Three Capitol Mall
Little Rock, Arkansas 72201
<http://ace.arkansas.gov>
501-682-1970

ADULT EDUCATION DIVISION

July 1, 2014 – June 30, 2015

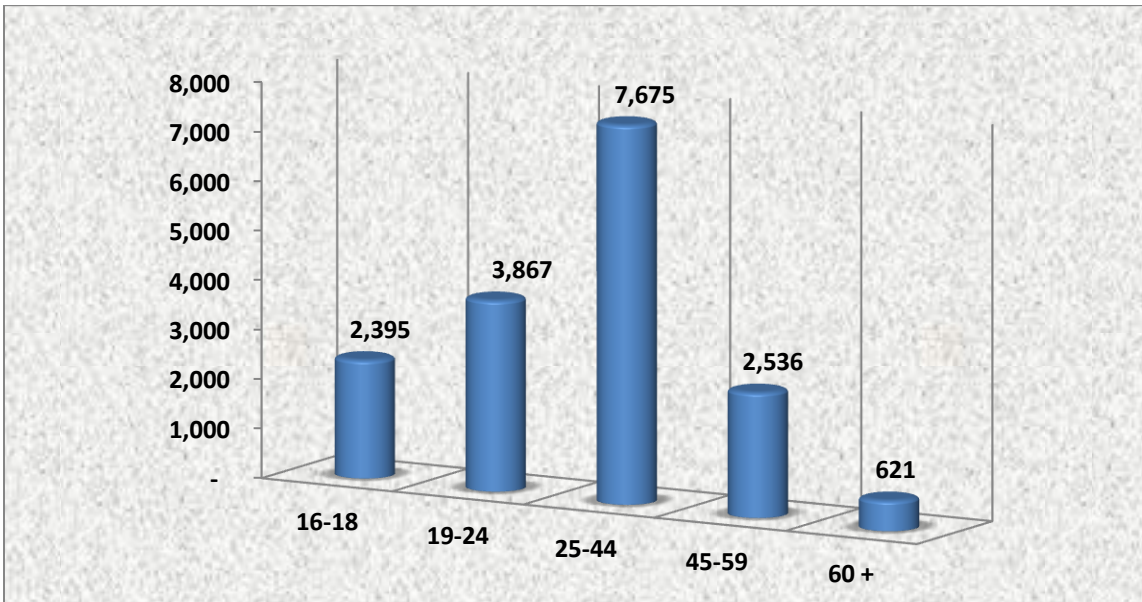
Academic Program Year

Report Card



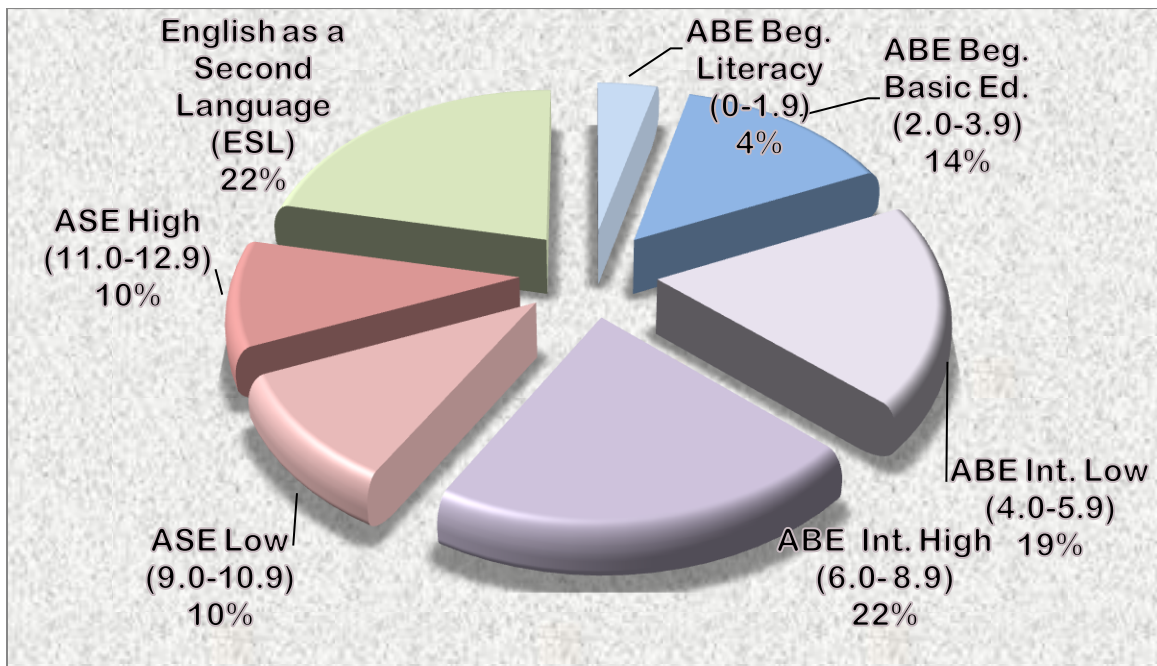
◆ **Who are the adult education students in Arkansas?**

- **27,636** students were served in adult education/literacy programs.
- **16,945** of those students were enrolled for 12 or more hours of instruction.
- **1,487,241** hours of attendance or **88 hours of instruction per enrolled student** were provided in Adult Education/Literacy Programs.



45% of enrolled adult education and literacy students were between 25 and 44 years old.

Enrolled Students' Proficiency Levels
(0-12.9 Grade Level Equivalent, plus ESL)

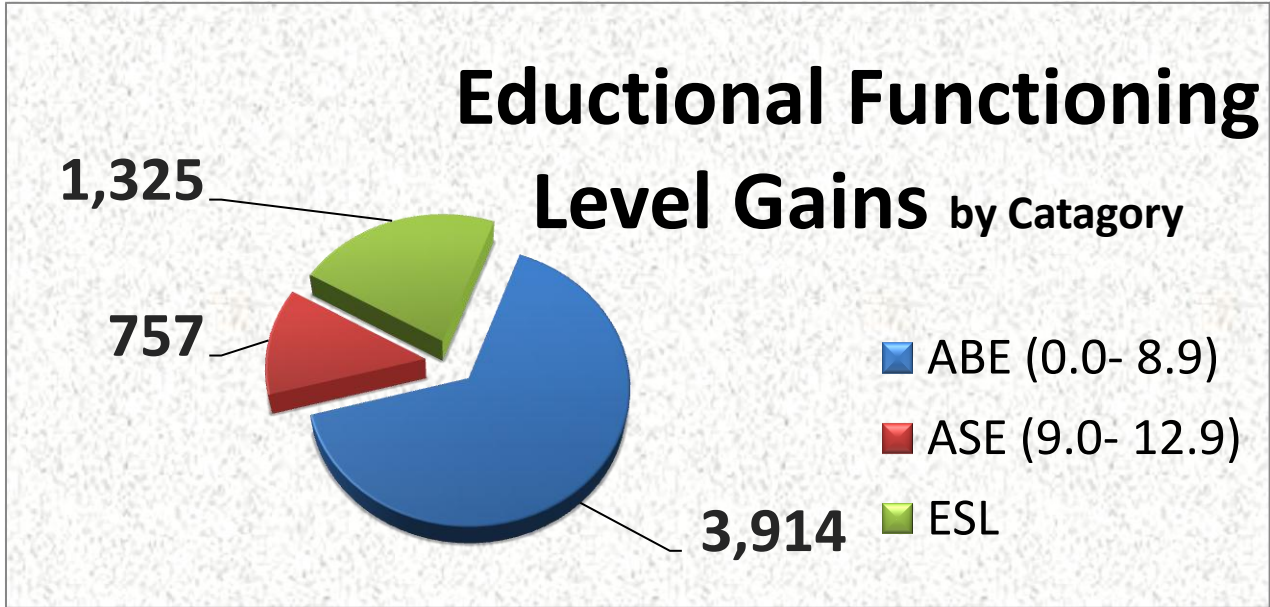


9,880 or 58% of learners functioned below the 9.0 grade level.

3,663 or 22% of all students enrolled in Adult Education Programs & Literacy Councils were learning English as a Second Language.

◆ **What educational gains did Adult Education/Literacy students make in Arkansas?**

- **5,996 or 69%** of the **8,747** post-tested students made educational gains of **one or more grade level equivalents**.

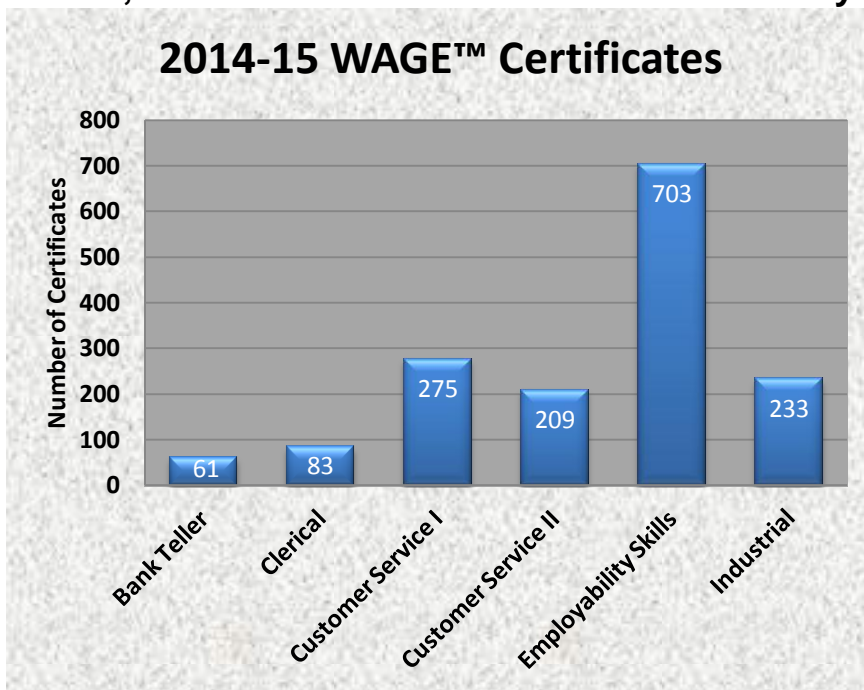


Enrolled Students’ Ethnicities and Gender

	Male	Female	Total	
White	4,167	3,457	7,624	45%
Black or African American	2,244	1,501	3,745	22%
Hispanic or Latino	1,648	2,726	4,374	26%
Asian	185	383	568	3%
American Indian or Alaskan Native	80	68	148	1%
Native Hawaiian / Other Pacific Islander	30	23	53	<1%
Two or More Races	267	167	434	3%
Totals:	8,621	8,325	16,946	100%
	51%	49%		

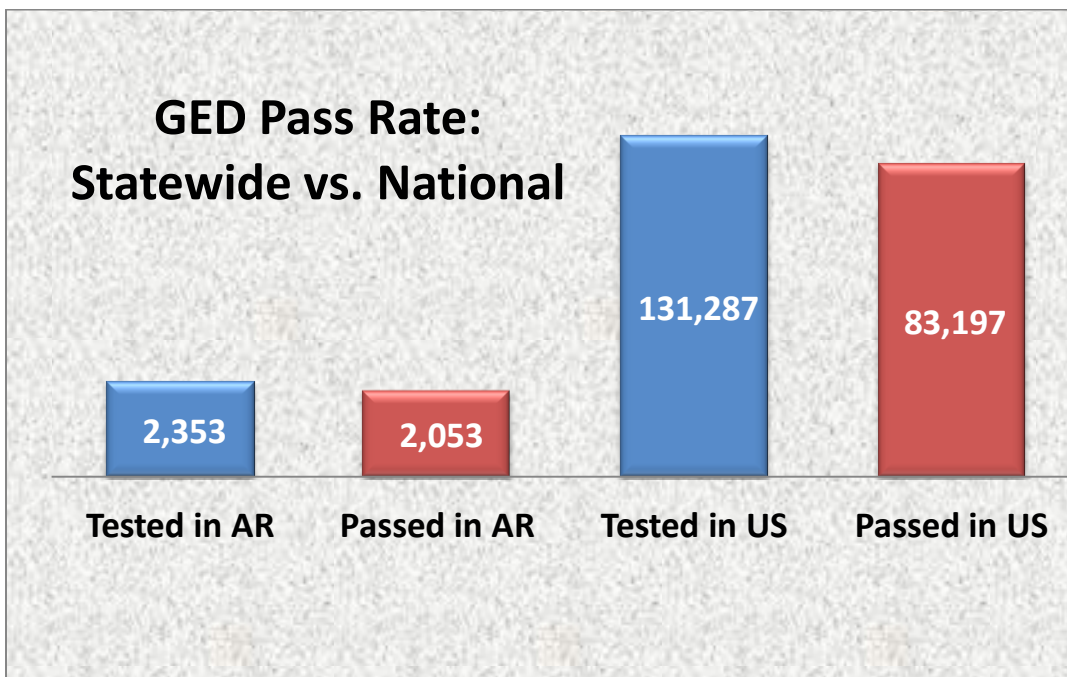
◆ How many Workforce Alliance for Growth in the Economy (WAGE™) Certificates were earned by Adult Education Students in Arkansas?

- 1,564 WAGE™ Certificates were earned by Adult Education Students.



<u>Bank Teller</u>	– 61	(4%)
<u>Clerical</u>	– 83	(5%)
<u>Customer Service I</u>	– 275	(18%)
<u>Customer Service II</u>	– 209	(13%)
<u>Employability</u>	– 703	(45%)
<u>Industrial</u>	– 233	(15%)

◆ How many Arkansans passed the General Educational Development (GED®) Tests in 2014?



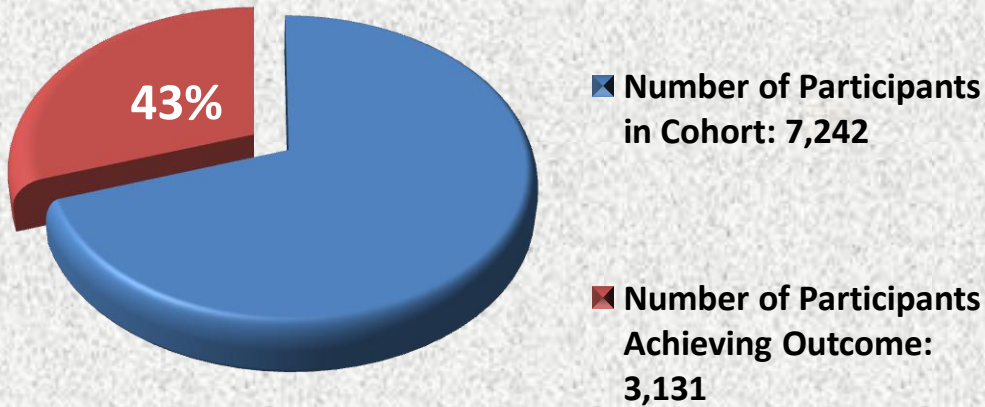
<u>Arkansas</u>	87% Pass Rate
<u>National</u>	63% Pass Rate
Arkansas' pass rate for the GED® test is consistently higher than the national average.	

Students who enrolled in Adult Education classes had a GED® pass rate of 98%.

How many students entered employment or postsecondary education institutions after exiting adult education/literacy programs?

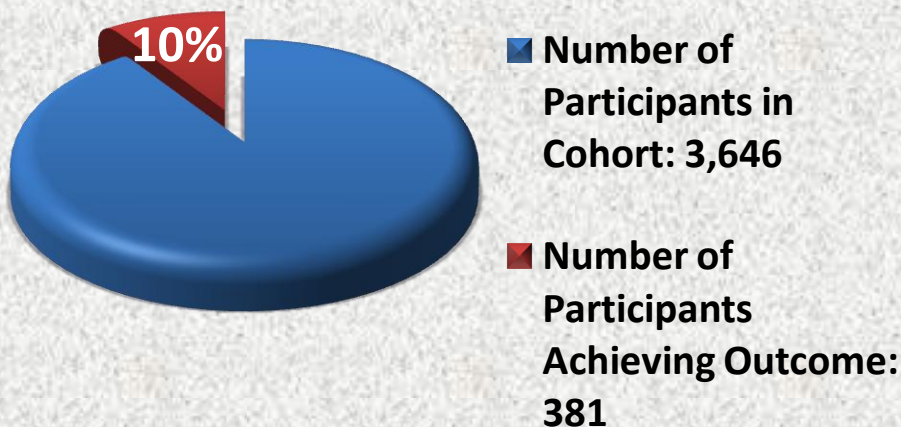
(Determined by data matching with the Department of Workforce Services and the Department of Higher Education)

Core Follow-up Outcome Measures: Entered Employment



3,131 or 43% of unemployed learners obtained a job within three months after exiting Adult Education programs/Literacy Councils.

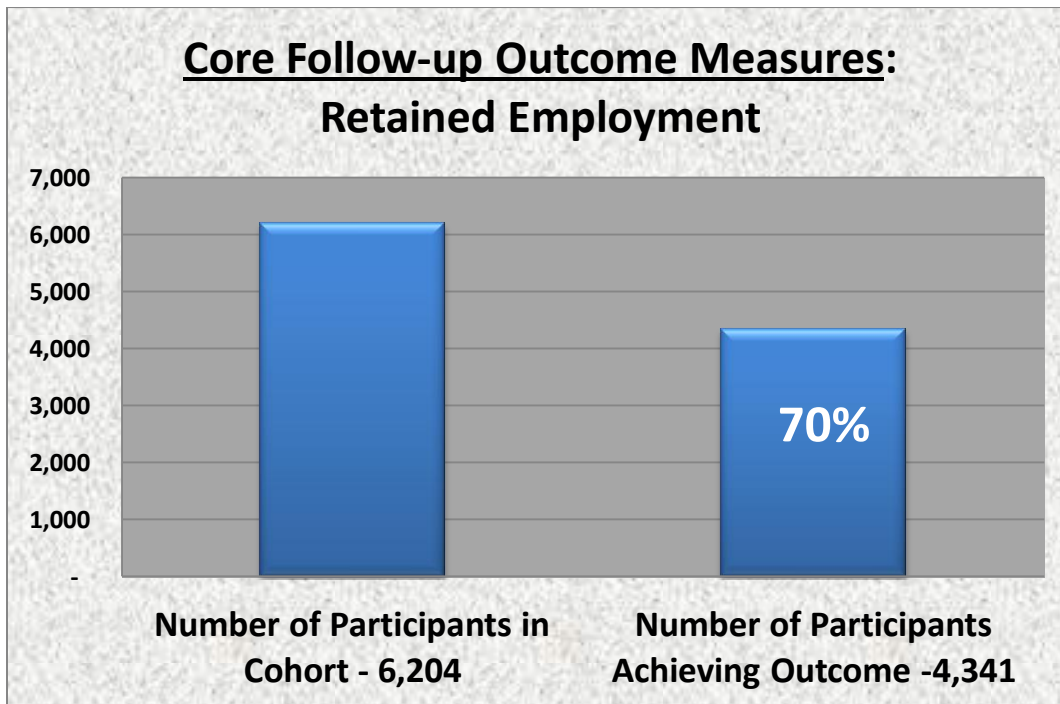
Core Follow-up Outcome Measures: Postsecondary Education/Training



381 or 10% of learners entered postsecondary education/training after exiting Adult Education programs/Literacy Councils

How many students retained employment after exiting adult education/literacy programs?

(Determined by data matching with the Department of Workforce Services and the Department of Higher Education)



4,341 or 70% of employed learners retained their job after exiting Adult Education programs/Literacy Councils.